



Dangos Llwyddiant Demonstrating Success

**Cyflwyniad hyfforddi
Training presentation**

Paratowyd gan
Prepared by



Defnyddiwyd y cyflwyniad hwn i gyflwyno'r Llawlyfr Dangos Llwyddiant i Ymarferwyr fel rhan o beilotiaid Dangos Llwyddiant yn 2009/10. Nid yw wedi ei gynllunio fel adnodd hyfforddi ar ei ben ei hun ond gellir ei ddefnyddio i roi cyd-destun a chefnidir i ymarferwyr fel rhan o hyfforddiant i ddefnyddio'r fframwaith.

This presentation was used to introduce the Demonstrating Success Handbook for Practitioners as part of the training for Demonstrating Success pilots in 2009/10. It is not intended as a standalone training resource but can be used to provide context and background as part of training for practitioners to use the framework.

Cyflwyniad / Introduction

- Beth yw Dangos Llwyddiant?
- Sut mae Dangos Llwyddiant wedi datblygu?
- Sut y gallwch chi ddefnyddio Dangos Llwyddiant?
- What is Demonstrating Success?
- How has Demonstrating Success been developed?
- How can you use Demonstrating Success?



Nodau / Aims



Amcanion / Objectives

- Cyflwyno a thrafod 'Sgiliau a Thueddiadau Cymdeithasol ac Emosiynol' (SEDS)
- Introduce and discuss 'Social and Emotional Dispositions and Skills' (SEDS)
- Cyflwyno dulliau o asesu datblygiad SEDS
- Introduce methods for assessing the development of SEDS





Beth yw Dangos Llwyddiant? What is Demonstrating Success?

- Fframwaith sydd wedi ei ddatblygu gan Lywodraeth y Cynulliad
- Ffordd o asesu cynnydd yn sgiliau cymdeithasol ac emosiynol pobl ifanc
- Cyfres o adnoddau ar gael i ymarferwyr a phobl ifanc
- Framework developed by the Welsh Assembly Government
- A way to assess progress in young people's social and emotional skills
- Series of resources available for practitioners and young people





Sut mae Dangos Llwyddiant wedi datblygu?

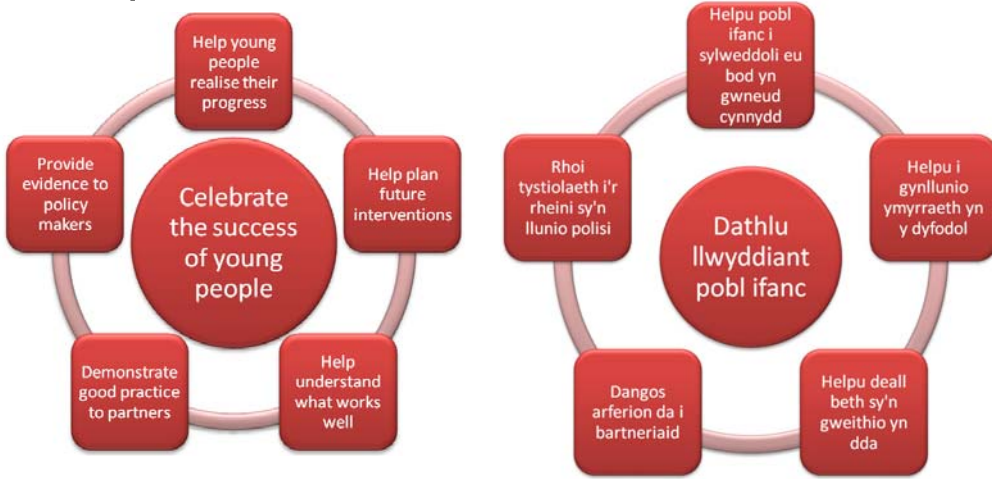
How Demonstrating Success has been developed?

- Prosiect tair mlynedd
- Ymchwil gyda:
 - Phobl ifanc
 - Ymarferwyr
 - Llundwyr polisi
 - Academyddion
- Gwaith peilot
- Three year project
- Research with:
 - Young people
 - Practitioners
 - Policy makers
 - Academics
- Pilots





Pam fod y sgiliau yma'n bwysig? Why are these skills important?





Llawlyfr i Ymarferwyr Handbook for Practitioners

The image shows the front cover of a report. At the top right, there is a logo for the Welsh Assembly Government (Llywodraeth Cynulliad Cymru) and the 'Cymry Ifanc Young Wales' initiative, with the website www.cymru.gov.uk below it. The main title is 'Demonstrating Success: Handbook for Practitioners Summary Document'. Below the title, it states 'Prepared for: Rights, Policy and Implementation Branch, Children, Young People and Families Division, Department for Children, Education, Lifelong Learning and Skills'. At the bottom left of the cover is the Welsh Assembly Government logo.



● ● ● | Tasg / Task

- Beth fyddwch yn ei weld pan yn nodi cynnydd o ran sgiliau emosiynol a chymdeithasol person ifanc?
 - Pa newidiadau allwch chi eu harsylwi?
- When you see progress in terms of a young person's social and emotional skills, what do you see?
 - What changes can you observe?



Tasg ar siart gyda'r grwp cyfan neu o bosib mewn grwpiau bach (5-10 munud)
Flipchart task with whole group or possibly using breakout groups (5-10 mins)



Sgiliau a Thueddiadau Cymdeithasol ac Emosiynol (SEDS)

Social and Emotional Dispositions and Skills (SEDS)

- Rhyngweithio
- Parch at Emosiynol
- Cymhelliant a Chymeryd Rhan
- Annibynniaeth
- Interaction
- Respect for Others
- Motivation and taking part
- Independence



Trafod tebygrwydd rhwng ymatebion i'r dasg a'r grwpiau SEDS yma. Trafod y broses gymuned faes.

Discuss similarities between responses to the task and these SEDS constructs.



Grwpiau SEDS Constructs

Interaction	Motivation and Taking Part	Independence	Respect for Others
Listens to others	Demonstrates a willingness to take part	Manages own feelings	Accepts others
Asks questions	Makes a positive contribution to an activity	Knows rights and takes responsibility for their actions	Practices empathy
Uses appropriate body language	Sees value in taking part	Manages risk and understands consequences	Values relationships
Uses appropriate verbal communication	Shows resilience	Is individual	



Darparu taflen a'r grwpiau arnynt
 Provide handout of constructs



Grwpiau SEDS Constructs

Rhyngweithio	Cymhelliant a chymeryd rhan	Annibyniaeth	Parch at eraill
Gwrando ar eraill	Dangos parodrwydd i gymryd rhan	Rheoli ei deimladau	Derbyn eraill
Gofyn cwestiynau	Gwneud cyfraniad positif i weithgaredd	Ymwybodol o'i hawliau ac yn cymryd cyfrifoldeb	Dangos empathy
Defnyddio iaith y corff yn briodol	Gweld gwerth mewn cymryd rhan	Rheoli risg a deall canlyniadau	Gweld gwerth mewn perthynas
Cyfathrebu'n briodol ar lafar	Dangos gwydnwch	Bod yn unigolyn	





Llawlyfr i Ymarferwyr Handbook for Practitioners

The image shows the cover of a report. At the top right, there is a logo for 'Llywodraeth Cynulliad Cymru Welsh Assembly Government' and 'Cymry Ifanc Young Wales' with the website 'www.cymru.gov.uk'. The main title is 'Demonstrating Success: Handbook for Practitioners Summary Document'. Below the title, it says 'Prepared for: Rights, Policy and Implementation Branch, Children, Young People and Families Division, Department for Children, Education, Lifelong Learning and Skills'. At the bottom left, there is a small logo for 'Llywodraeth Cynulliad Cymru Welsh Assembly Government'.



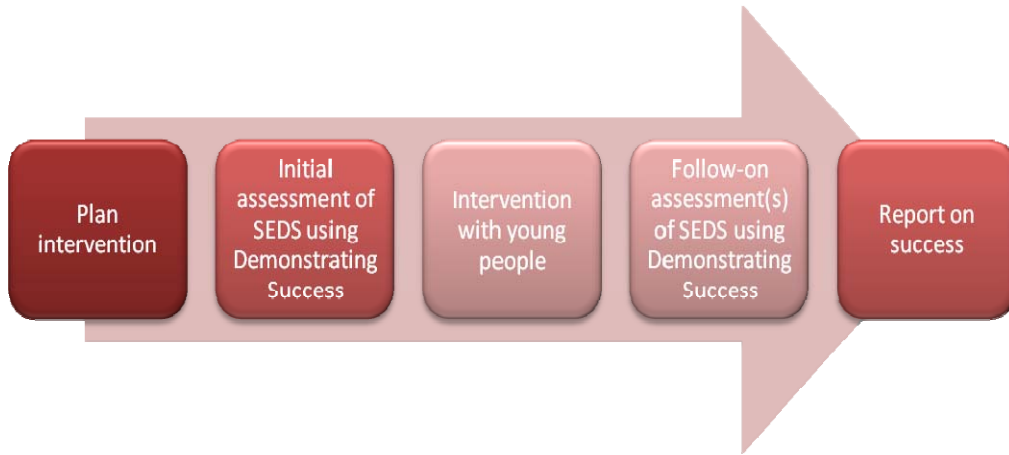
● ● ● | Pa ddulliau gellid eu defnyddio?
What methods can be used?

- Arsylwi
 - Gweithgareddau
- Hunan asesu
 - Holiaduron
- Cyfweiliadau
 - Adlewyrchu
- Observation
 - Activities
- Self-assessment
 - Questionnaires
- Interviews
 - Reflection



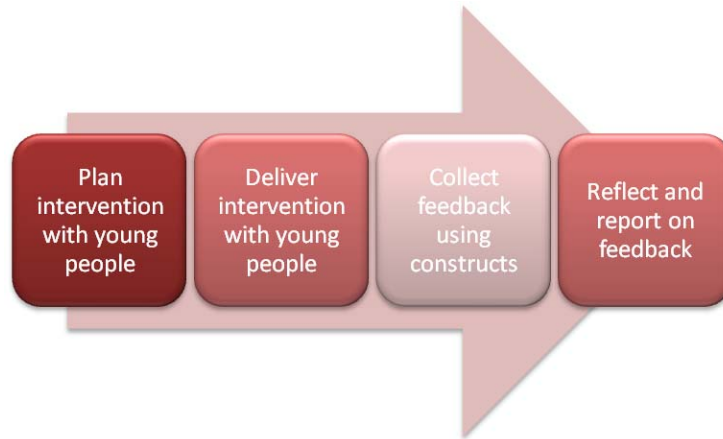


Longer term projects Prosiectau tymor hir





Shorter term projects Proseictau tymor byr



● ● ● | Tasg – Arsylwi Task – Observation

- Rhannu'r grwp(iau) yn ddau
 - Hanner i arsylwi
 - Hanner i gael eu harsylwi
- Tasg
 - e.e. creu poster i hysbysebu digwyddiad
- Group(s) to split in two
 - Half to observe
 - Half to be observed
- Task
 - e.g. create a poster to advertise an event



Split into groups of no more than 10 (ideally 6). Within each group, half to be observers, half to create the poster/picture (provide handout with details for the poster/picture)

Rhannu i grwpiau o dim mwy na 10 (6 yn ddelfrydol). O fewn pob grwp, hanner i fod yn arsylwyr, hanner i greu poster/llun (angen rhoi taflen a manylion y dasg)

Rhoi taflenni arsylwi (heb lefelau) i gyfranogwyr – gweler llawlyfr i ymarferwyr.

Pwrpas – rhoi cyfle i edrych allan am rai o'r grwpiau SEDS

Hand out observation sheets (without levels) to participants – see handbook for practitioners

Purpose – give a chance for observers to look out for some of the constructs



Tasg: Arsylywi Chwarae Rôl Task: Role Play Observation

- Sefyllfa
 - e.e. Mae chwaraewr mp3 wedi cael ei gymeryd o fag ysgol.
- Scenario
 - e.g. A mp3 player has been taken from a school bag.
- Rôlau
 - e.e. Perchennog y bag; Lleidr; Ffrind y lleidr; Mam y lleidr.
- Roles
 - e.g. Owner of school bag; Thief; Thief's friend; Thief's mum.



Optional task for observation. Half the group to role play, half to observe.

Refer to Handbook for Practitioners for full role play details and prompts. Other role play, music or drama examples could be used.

Tasg dewisol ar gyfer arsylywi. Hanner y grwp i chwarae rôl, hanner i arsylywi.

Cyferiwch at y llawlyfr i ymarferwyr ar gyfer manylion llawn a chwestiynau i'w trafod. Gellid defnyddio engrheifftiau eraill o chwarae rôl, drama neu gerddoriaeth.



Sut y gallwch chi ddefnyddio Dangos Llwyddiant?

How can you use Demonstrating Success?

- Llawlyfr i ymarferwyr
- Cyflwyniad fideo
- Taflen i bobl ifanc
- Handbook for practitioners
- Introductory video
- Flyer for young people

Ar gael o / Available from:

childrenandyoungpeoplesrights@wales.gsi.gov.uk

www.demonstratingsuccess.co.uk

